

323

HYDRAULIC EXCAVATOR



Engine Power
Operating Weight

128 kW (172 hp)
25 500 kg (56,200 lb)

Cat® C7.1 Engine meets U.S. EPA Tier 4 Final and EU Stage V emission standards with an aftertreatment system that requires no operator input or downtime.



NEXT GENERATION EXCAVATORS

Cat® Next Generation Excavators offer you more choices than ever for your business.

- + MORE MODEL OPTIONS
- + MORE STANDARD TECHNOLOGIES
- + MORE PRICE POINTS

Ready to help you make your business stronger, Cat Next Generation Excavators give you new ways to get the most work done at the lowest cost – so you put more money in your pocket.



THE CAT® 323

HIGH PRODUCTION PERFORMANCE

The **CAT 323** delivers power, speed, and high production performance. With more standard technology than previous models, the highest lift capacity in the lineup, plus reduced fuel and maintenance costs, the Cat 323 has all you need to take your business to the next level.



INCREASE EFFICIENCY UP TO 45%¹

The Cat 323 offers the industry's highest level of standard factory-equipped technology, including Cat Grade with 2D, Grade with Assist, and Payload.

REDUCE FUEL CONSUMPTION UP TO 20%²

A precise combination of lower engine speed and a large hydraulic pump delivers top performance while burning less fuel.

LOWER MAINTENANCE COSTS UP TO 25%³

Extended and more synchronized maintenance intervals increase uptime and reduce costs compared to the 323F.

¹ Operator efficiency gains compared to traditional grading methods.

² Compared to the 323F.

³ Cost reduction based on 12,000 hours of operation.



FUEL EFFICIENCY SAVINGS ADD UP

SCENARIO:

Excavators working in a heavy-duty application, 1,000 hours/year

FUEL BURN PER YEAR

THE ADVANTAGE

1,000 GAL | **3786** L
SAVED!

NEW 323
4,000 GAL | 15 144 L

323F
5,000 GAL | 18 930 L

CALCULATION:

323F:

5.0 GAL/HR X 1,000 HR/YR = 5,000 GAL/YR
18.93 L/HR X 1000 HR/YR = 18 930 L/YR

NEW 323:

(5.0 GAL/HR X 80%) X 1,000 HR/YR = 4,000 GAL/YR
(18.93 L/HR X 80%) X 1000 HR/YR = 15 144 L/YR



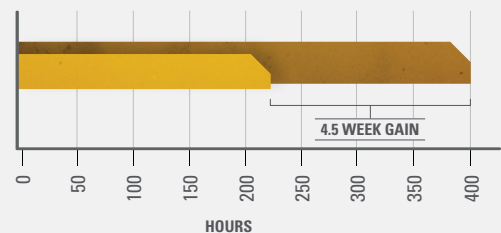
STANDARD CAT TECHNOLOGY

GETS JOBS DONE FASTER
WITH LESS REWORK

Onboard Cat Technology gives you the edge. Operators of all experience levels will dig, load and grade with more confidence, speed, and accuracy. The result? Better productivity and lower costs.

WHAT WOULD YOU DO WITH 4.5 MORE WEEKS?

45% GAIN WITH TECHNOLOGY
means same amount of work done faster



- PREVIOUS YEAR:**
 - USING TRADITIONAL GRADING METHODS
400 hours/year, grading with stakes and checkers
- CURRENT YEAR:**
 - USING NEW CAT 323 WITH CAT TECHNOLOGY
220 hours/year, with standard Cat Grade



INCREASE EFFICIENCY UP TO 45% WITH CAT TECHNOLOGY

STANDARD, SIMPLE-TO-USE TECHNOLOGIES INCLUDE:



STANDARD CAT GRADE WITH 2D

Cat Grade with 2D helps operators reach grade faster. Operators cut and fill to exact specifications without overcutting. You can program up to four of your most commonly used target depth and slope off sets so you can get to grade with ease – a real time saver on the jobsite. Best of all, no grade checkers are needed so the work area is safer.



STANDARD CAT PAYLOAD

With bucket or grapple, Cat Payload technology delivers precise load targets with on-the-go weighing, which helps prevent over/underloading and maximizes efficiency. Automated tracking helps manage production and lower cost. You can even take payload data with you. The monitor's USB port lets you download your results from one shift all the way up to 30 days of work so can manage your progress without needing an internet connection or VisionLink® subscription.



STANDARD CAT GRADE WITH ASSIST

Automated boom, stick and bucket movements deliver more accurate cuts with less effort. The operator simply sets the depth and slope into the monitor and activates single-lever digging.

AVAILABLE OPTIONAL UPGRADES

Cat Grade with Advanced 2D and Cat Grade with 3D increase productivity and expand grading capabilities. Grade with Advanced 2D adds in-field design capabilities through an additional 10-inch (254 mm) high-resolution touchscreen monitor. Grade with 3D adds GPS and GLONASS positioning for pinpoint accuracy. All Cat Grade systems are compatible with radios and base stations from Trimble, Topcon, and Leica. Already invested in grade infrastructure? You can install grade systems from Trimble, Topcon, and Leica onto the machine.

CAT EQUIPMENT MANAGEMENT TECHNOLOGY TAKES THE GUESSWORK OUT OF MANAGING YOUR EQUIPMENT

Cat Equipment Management telematics technology helps take the complexity out of managing your jobsites – by gathering data generated by your equipment, materials, and people and serving it up to you in customizable formats.



PRODUCT LINK™

Product Link™ collects data automatically and accurately from your assets – any type and any brand. Information such as location, hours, fuel usage, productivity, idle time, maintenance alerts, diagnostic codes, and machine health can be viewed online through web and mobile applications.



VISIONLINK®

Access information anytime, anywhere with VisionLink – and use it to make informed decisions that boost productivity, lower costs, simplify maintenance, and improve safety and security on your jobsite. With different subscription level options, your Cat dealer can help you configure exactly what you need to connect your fleet and manage your business without paying for extras you don't want. Subscriptions are available with cellular or satellite reporting (or both).



Remote Services is a suite of technologies that improve your jobsite efficiency.

Remote Troubleshoot allows your Cat dealer to perform diagnostic testing on your connected machine remotely, pinpointing potential issues while the machine is in operation. Remote Troubleshoot ensures the technician arrives with the correct parts and tools the first time, eliminating additional trips to save you time and money.

Remote Flash updates on-board software without a technician being present, potentially reducing update time by as much as 50%. You can initiate the update when convenient, increasing your overall operating efficiency.

The **Cat App** helps you manage your assets – at any time – right from your smartphone. You can see your fleet location, hours, and other information you need to see. You will get critical alerts for required maintenance, and you can even request service from your local Cat dealer.

CAB TAKES THE HARD OUT OF WORK

Sites where excavators typically work are rugged and challenging. That's why it's important that the 323 cab protects the operator as much as possible from the fatigue, stresses, sounds and temperatures of the job.



SEAT AND JOYSTICK CONSOLE REDUCE FATIGUE

Comfort and efficiency of movement keep operators productive and alert all shift long. The standard seat is wide and adjustable for operators of virtually any size. The Deluxe cab package includes a heated air suspension seat; the Premium seat is both heated and cooled.



TOUCHSCREEN MONITOR

Most machine settings can be controlled through the high-resolution 10-inch/254 mm touchscreen monitor. It offers 42 languages and is easy to reach from the seat – no twisting or turning.



SMART SETTINGS

Smart Mode automatically adjusts power to meet work demand with maximum fuel efficiency. Auto Dig Boost increases power by up to 8% for better bucket penetration, shorter cycle times, and greater payloads. Auto Heavy Lift increases power by 8% exactly when you need it for as long as you need it.



CUSTOMIZABLE JOYSTICKS

Personalize joystick pattern and response through the monitor; use Operator ID to save and restore those settings at login. Make moving the excavator much easier with Cat Stick Steer. Simply push a button and use one hand to travel and turn instead of both hands or feet on levers or pedals.



KEYLESS PUSH START

The 323 uses a keyless push-button engine start. This adds security for the machine by using Operator ID codes to limit and track machine access. Codes can be entered manually, via an optional Bluetooth® key fob.



A QUIET, SAFE WORKSPACE

BUILDS OPERATOR CONFIDENCE

ISO-CERTIFIED ROPS CAB

The ISO-certified ROPS cab is sound-suppressed and sealed. The windows and lower front profile of the machine give outstanding visibility to the work area without the strain of constantly leaning forward.

ALL-AROUND VISIBILITY

Standard rearview and right-hand-sideview cameras keep operators aware of their surroundings at all times. An optional 360° Visibility feature is also available.

EASY ACCESS, CONNECTIVITY AND STORAGE

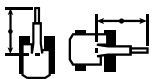
Convenience features include Bluetooth integrated radio, USB ports for charging and phone connectivity, 12V DC outlets and AUX port, storage in rear, overhead and console compartments, and cup and bottle holders.



SAFETY FEATURES

LOOK OUT FOR YOUR PEOPLE AND YOUR EQUIPMENT

Daily maintenance checks can be performed with 100% of the points accessible from ground level, making maintenance faster, easier, and safer. Checkpoints include the engine oil dipstick, fuel water separator, fuel tank water and sediment drains, and cooling system coolant level check.



LIFT ASSIST

Lift Assist helps you avoid tipping. With visual and auditory alerts, you'll know if your load is within the excavator's safe working range limits.

CAT DETECT PEOPLE DETECTION

Cat Detect People Detection helps protect the most valuable asset on any jobsite – people. The system uses smart cameras with depth sensors to provide the operator with visual and auditory alerts so he or she can take immediate action when a person is too close to the excavator.

INSPECTION LIGHTING

Make service work easier and safer with optional inspection lighting. With the flip of a switch, lights will illuminate the engine, pump, battery, and radiator compartments to enhance visibility.



**PROTECTION IN
ALL DIRECTIONS**



E-WALL SWING

E-WALL FORWARD

E-WALL CAB PROTECTION

E-WALL CEILING

E-WALL FLOOR

STANDARD 2D E-FENCE TECHNOLOGY

Whether you are using a bucket or hammer, standard 2D E-fence automatically stops excavator motion using boundaries you set in the monitor for the entire working envelope – above, below, sides, and front. E-fence protects equipment from damage and reduces fines related to zoning or underground utility damage. Automatic boundaries even help prevent operator fatigue by reducing overswinging and digging.



LOWER MAINTENANCE COSTS
UP TO 25%

With extended and more synchronized maintenance intervals, you get more done at a lower cost compared to the 323F. Consolidated filter locations make service faster. Hydraulic, air, and fuel tank filters have increased capacity and longer life.

KEY MAINTENANCE COST REDUCTIONS INCLUDE:

- + Consolidated filter locations to reduce service time.
- + Oil filters with extended maintenance intervals, plus a higher dirt capacity hydraulic filter.
- + Advanced air filter with double the dust holding capacity of the previous filter.
- + Fuel filters synchronized to be changed at 1,000 hours – double the interval from the previous filters.



INCREASE YOUR PRODUCTIVITY AND PROFIT WITH CAT ATTACHMENTS

You can easily expand the performance of your machine by utilizing any of the variety of Cat Attachments. Each Cat Attachment is designed to fit the weight and horsepower of Cat Excavators for improved performance, safety and stability.

BUCKETS



GRAPPLES



HYDRAULIC HAMMERS




PREVENT HAMMER WEAR AND TEAR

Turn on through the monitor and the hammer will automatically stop after 30 seconds of continuous firing, preventing both tool and excavator from overworking.

ATTACHMENT TRACKING MADE EASY

The Cat PL161 Attachment Locator is a Bluetooth device that makes finding your attachments and other gear quick and easy. The excavator's onboard Bluetooth reader or Cat App on your phone will locate the device automatically.



Save more time and energy with the available work tool recognition feature. A simple shake of the attached tool confirms its identity; it also ensures all the attachment settings are correct so you can get to work quickly and efficiently.


MULTI-PROCESSORS



QUICK COUPLERS



RAKES



RIPPERS



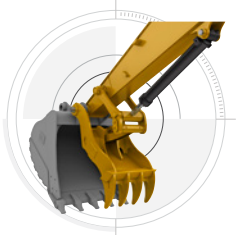
SECONDARY PULVERIZERS



SHEARS



THUMBS



VIBRATORY PLATE COMPACTORS



TILTROTATOR



TECHNICAL SPECIFICATIONS

See cat.com for complete specifications.

ENGINE	
Engine Model	Cat C7.1
Engine Power – Tier 4 Final – ISO 9249	121 kW 162 hp
Engine Power – Tier 4 Final – ISO 14396	122 kW 164 hp
Engine Power – Stage V – ISO 9249	128 kW 172 hp
Engine Power – Stage V – ISO 14396	129 kW 174 hp
Bore	105 mm 4 in
Stroke	135 mm 5 in
Displacement	7 L 428 in ³
Net Power is tested per ISO 9249. Standards in effect at the time of manufacture.	
Net power advertised is the power available at the flywheel when the engine is equipped with fan, air intake system, exhaust system and alternator.	
Rated speed at 1,800 rpm.	
HYDRAULIC SYSTEM	
Main System – Maximum Flow (Implement)	429 L/min 113 gal/min
Maximum Pressure – Equipment – Normal	35 000 kPa 5,075 psi
Maximum Pressure – Equipment – Heavy Lift Mode	38 000 kPa 5,510 psi
Maximum Pressure – Travel	34 300 kPa 4,974 psi
Maximum Pressure – Swing	27 500 kPa 3,998 psi
SWING MECHANISM	
Swing Speed	11.25 rpm
Maximum Swing Torque	82 kN·m 60,300 lb-ft
MACHINE WEIGHT	
Operating Weight – 790 mm (31") Shoes	25 500 kg 56,200 lb
HD reach boom, R2.9 m (9'6") HD stick, 1.38 m ³ (1.81 yd ³) HD bucket, 790 mm (31") triple grouser HD shoes, 5.4 mt (11,900 lb) counterweight.	
SERVICE REFILL CAPACITIES	
Fuel Tank	345 L 86.6 gal
Cooling System	25 L 6.6 gal
Engine Oil	25 L 6.6 gal
Swing Drive (each)	12 L 3.2 gal
Final Drive (each)	5 L 1.3 gal
Hydraulic System (including tank)	234 L 61.8 gal
Hydraulic Tank	115 L 30.4 gal
DEF Tank	41 L 10.8 gal

CAB FEATURES

FEATURE	DESCRIPTION	DELUXE	PREMIUM
ROPS	Standard Sound Suppression	●	x
	Advanced Sound Suppression	x	●
High-Resolution Monitor	254 mm (10 inch) Touchscreen	●	●
Keyless Push-to-Start	Engine Control	●	●
Jog Dial, Shortcut Keys	Monitor Control	●	●
Air Conditioning	Automatic Bi-level	●	●
Suspension Seat with Seat Belt	Air Adjustable	●	●
	Automatic	x	●
	Heated	●	x
Console	Heated & Cooled	x	●
	Infinitely Adjustable	●	●
	Tilt-Up Left Side	●	●
Bluetooth Integrated Radio	With USB Ports	●	●

● - standard x - not available

DIMENSIONS	
Boom	Reach 5.7 m (18'8")
Stick	Reach 2.9 m (9'6")
Bucket	1.19 m³ (1.56 yd³)
Shipping Height (top of cab)	2960 mm 9'9"
Handrail Height	2950 mm 9'9"
Shipping Length	9530 mm 31'3"
Tail Swing Radius	2830 mm 9'3"
Track Length	4450 mm 14'7"
Length to Center of Rollers	3650 mm 12'0"
Ground Clearance	470 mm 1'7"
Track Gauge	2380 mm 7'9"
Transport Width – 600 mm (24") Shoes	2980 mm 9'9"
Transport Width – 790 mm (31") Shoes	3170 mm 10'5"
Counterweight Clearance	1050 mm 3'5"

WORKING RANGES AND FORCES	
Boom	Reach 5.7 m (18'8")
Stick	Reach 2.9 m (9'6")
Bucket	1.19 m³ (1.56 yd³)
Maximum Digging Depth	6720 mm 22'1"
Maximum Reach at Ground Level	9860 mm 32'4"
Maximum Cutting Height	9370 mm 30'9"
Maximum Loading Height	6490 mm 21'4"
Minimum Loading Height	2170 mm 7'1"
Maximum Depth Cut for 2440 mm (8'0") Level Bottom	6550 mm 21'6"
Maximum Vertical Wall Digging Depth	5190 mm 17'0"
Bucket Digging Force (ISO)	150 kN 38,811 lbf
Stick Digging Force (ISO)	106 kN 23,911 lbf

AIR CONDITIONING SYSTEM
The air conditioning system on this machine contains the fluorinated greenhouse gas refrigerant R134a (Global Warming Potential = 1430). The system contains 0.9 kg of refrigerant, which has a CO ₂ equivalent of 1.287 metric tonnes.

STANDARD & OPTIONAL EQUIPMENT

Standard and optional equipment may vary. Consult your Cat dealer for details.

CAB	STANDARD	OPTIONAL
ROPS, standard sound suppression (Deluxe only)	•	
ROPS, advanced sound suppression (Premium only)	•	
Air-adjustable seat with heat (Deluxe only)	•	
Auto-adjustable seat with heat and air ventilation (Premium only)	•	
High-resolution 254 mm (10 in) LCD touchscreen monitor	•	
Cat Stick Steer		•
CAT TECHNOLOGY	STANDARD	OPTIONAL
Cat Product Link	•	
Cat Grade with 2D	•	
Cat Grade with Advanced 2D		•
Cat Grade with 3D		•
Cat Grade with Assist	•	
Cat Payload	•	
E-fence	•	
Lift Assist*	•	
Remote Flash capability	•	
Remote Troubleshoot capability	•	
ENGINE	STANDARD	OPTIONAL
Three selectable power modes	•	
Automatic engine speed control	•	
52° C (125° F) high-ambient cooling capacity	•	
-18° C (0° F) cold start capability	•	
-32° C (-25° F) cold start capability		•
Double element air filter with integrated precleaner	•	
Reversing electric cooling fans	•	
Biodiesel capability up to B20	•	
HYDRAULIC SYSTEM	STANDARD	OPTIONAL
Boom and stick regeneration circuits	•	
Boom and stick lowering check valves		•
Auto hydraulic warm up	•	
Auto two-speed travel	•	
Boom and stick drift reduction valve	•	
Auto Dig Boost	•	
Auto Heavy Lift	•	
Hammer return filter circuit		•
Advanced Tool Control (two pump, one/two way high-pressure flow)	• ¹	•
Medium-pressure circuit		•
Quick coupler circuit for Cat Pin Grabber	• ²	•

BOOM AND STICKS	STANDARD	OPTIONAL
5.7 m (18'8") reach boom, 2.9 m (9'6") stick		•
5.7 m (18'8") HD reach boom, 2.9 m (9'6") HD stick		•
8.85 m (29'0") super long reach boom, 6.28 m (20'7") stick		•
UNDERCARRIAGE AND STRUCTURES	STANDARD	OPTIONAL
600 mm (24") triple grouser shoes		•
700 mm (28") triple grouser shoes		•
790 mm (31") triple grouser shoes		•
900 mm (35") triple grouser shoes		•
Tie-down points on base frame	•	
4200 kg (9,300 lb) counterweight		•
5400 kg (11,900 lb) counterweight		•
ELECTRICAL SYSTEM	STANDARD	OPTIONAL
Two 1,000 CCA maintenance-free batteries	•	
Programmable time-delay LED working lights	•	
LED chassis light, left-hand/right-hand boom lights, cab lights	•	
SERVICE AND MAINTENANCE	STANDARD	OPTIONAL
Sampling ports for Scheduled Oil Sampling (S-O-S)	•	
Ground-level and platform-level engine oil dipsticks	•	
SAFETY AND SECURITY	STANDARD	OPTIONAL
Rear and right-hand-sideview cameras	•	
360° visibility		•
Ground-level engine shutoff switch	•	
Right-hand handrail and handhold	•	
Signaling/warning horn	•	
Cat Command remote control		•
Cat Detect People Detection		•
Inspection lighting		•

¹ ANZ and Europe only. ² Europe only. *Except VAB and SLR

Not all features are available in all regions. Please check with your local Cat dealer for specific offering availability in your area.

For additional information, refer to the Technical Specifications brochures for the 320 GC, 320 and 323 models available at www.cat.com or your Cat dealer.

For more complete information on Cat products, dealer services and industry solutions, visit us on the web at www.cat.com

© 2021 Caterpillar. All Rights Reserved.

VisionLink is a trademark of Trimble Navigation Limited, registered in the United States and in other countries.

Materials and specifications are subject to change without notice. Featured machines in photos may include additional equipment. See your Cat dealer for available options.

CAT, CATERPILLAR, LET'S DO THE WORK, their respective logos, "Caterpillar Corporate Yellow", the "Power Edge" and Cat "Modern Hex" trade dress as well as corporate and product identity used herein, are trademarks of Caterpillar and may not be used without permission.
www.cat.com www.caterpillar.com

AEXQ2331-06
Replaces AEXQ2331-05
Build Number: 07E

