

# DEMOLITION

EXCAVATORS



---

330 Straight Boom | 340 Straight Boom | 340 UHD | 352 Straight Boom | 352 UHD



# NEXT LEVEL DEMOLITION

## CAT® DEMOLITION EXCAVATORS

Cat® Next Generation Demolition Excavators are purpose-built for the rigor of demolition applications. With specialized cabs, straight boom and ultra-high reach configurations and a full line of matching demolition attachments, Cat Demolition Excavators are ready to help you tear through your next job.



### CAT DEMOLITION EXCAVATORS AND ATTACHMENTS

Take your demolition work to the next level with better fuel economy, more comfort, and improved efficiency using Cat Next Generation Straight Boom and Ultra-High Demolition (UHD) Excavators and a full line of demolition attachments.

#### STRAIGHT BOOM DEMOLITION EXCAVATORS

- + 330 STRAIGHT BOOM
- + 340 STRAIGHT BOOM
- + 352 STRAIGHT BOOM

#### ULTRA-HIGH DEMOLITION EXCAVATORS

- + 340 UHD
- + 352 UHD

#### CAT DEMOLITION ATTACHMENTS

- + BUCKETS
- + COUPLERS
- + DEMOLITION & SORTING GRAPPLES
- + HAMMERS
- + MULTI-PROCESSORS
- + PULVERIZERS
- + ROTARY CUTTERS
- + SHEARS
- + THUMBS

# BUILT FOR TODAY'S DEMOLITION

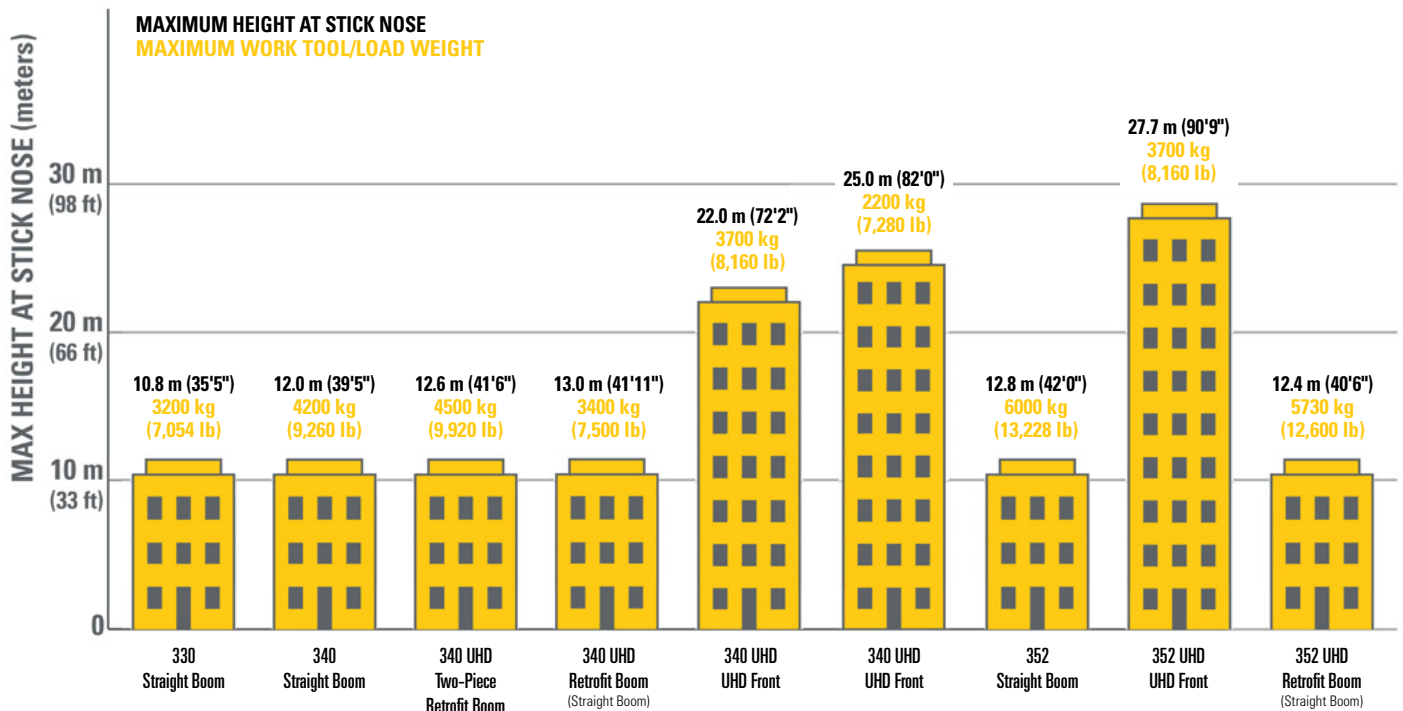
Demolition has changed. Today, there are few demolition jobs where buildings can simply be knocked, pulled, or blown down using traditional tools. What's more, contract periods are becoming shorter, legislation is stricter, environmental pressure is increasing, and skilled labor is harder to find.

Now, demolition contractors are looking for the most efficient, cost effective, and safe methods of deconstructing buildings and structures.

Look no further. Cat Next Generation Demolition Excavators provide solutions for demolishing buildings up to nine stories tall, as well as accompanying sorting and excavating tasks.



## SOLUTIONS FOR EXCAVATION TO 9-STORY DEMOLITION









## NEXT GENERATION EXCAVATORS ULTRA-HIGH DEMOLITION

Cat ultra-high demolition excavators are the optimum solution for demolishing structures up to nine stories high using a range of Cat demolition attachments, including multiprocessors, grapples, shears, and hydraulic hammers with the retrofit boom.

### MAXIMIZE MACHINE UTILIZATION

- Two UHD front options are available for the 340 UHD, providing a maximum stick pin height of up to 25 m (82 ft). The 352 UHD uses one UHD front with a maximum stick pin height of up to 27.67 m (90 ft 9 in). The unique coupling system lets you switch fronts with no special tools in just 15 minutes.
- The 340 UHD and 352 UHD can be equipped with two-position retrofit booms. The straight position is ideal for working in above-ground-level applications, such as low-level demolition or sorting. The bent position can be used for applications such as digging or truck loading.
- With the 340 UHD, you also have the option of a two-piece retrofit boom that not only allows the machine to carry demolition attachments up to 4500 kg (9,920 lb) for low demolition projects, but also offers a larger working envelope and deeper digging depth than the traditional retrofit boom.

	340 UHD	352 UHD
<b>UHD</b> 	✓ 22 / 25 m (72'2" / 82')	✓ 28 m (90'9")
<b>Retrofit Front (Bent &amp; Straight)</b> 	✓	✓
<b>Retrofit 2pc Boom w/ UHD Base Boom</b> 	✓	N/A
<b>Front Less</b> 	✓	✓

# PURPOSE-BUILT FOR FAST DEMOLITION

Full of purpose-built features, Cat ultra-high demolition excavators are built to excel in demolition applications.

## A STABLE FOUNDATION

The available hydraulic variable gauge undercarriage increases the stability through the increased track gauge in working position and by lowering the center of gravity of the machine. The nonbolt joint allows a change from shipping to working width in less than one minute.



## TILTING DEMOLITION CAB

The Cat UHD tilting demolition cab features a Falling Objects Guard Structure (FOGS) and includes front and roof laminated glass with a P5A impact rating. The UHD cab tilts up 30° for excellent visibility to the stick nose to give the operator a more productive and comfortable working position. The cab is integrated into the upper frame and therefore doesn't increase the machine's shipping height. Moreover, because of the integration into the upper frame, no tilt parts are exposed to the demolition environment.



## TECHNOLOGY

The Cat stability monitoring system continuously informs operators of attachment position within the safe working range and warns when approaching the stability limit. When using the retrofit boom, the machine can use the Cat Grade with 2D system, swing E-Fence, and the Cat Payload on-board weighing system. The Payload system can be used with VisionLink® (online telematics interface) to remotely manage production targets via the machine's Product Link™ (telematics system).





## EQUIPPED FOR YOUR SUCCESS

### BOOM TRANSPORTATION CRADLES

---

Cradles not only shorten the time needed to swap between UHD and retrofit fronts, but they also minimize transportation height while providing proper storage when not in use.

### ROBUST STRUCTURES AND GUARDING

---

Built for long life in harsh demolition applications, the upper and lower frames are reinforced. Booms and sticks use internal baffles for extra strength and durability. Full-length track guards protect the undercarriage from debris. A full-length guard protects the tool cylinder from damage.

### CAMERA AND WATER SPRAY KIT READY

---

UHD fronts are attachment camera ready and dust suppression system ready for easy dealer installation. An advanced cab filtration system can be easily connected to the cab air entry via a dedicated duct adapter.

### DEDICATED ATTACHMENT LINKAGE

---

Because UHD applications require different working positions than standard excavator applications, UHD sticks use a purpose-built dedicated attachment linkage to provide an optimized working envelope and improved controllability.



# STRAIGHT BOOM

## LOW-LEVEL DEMOLITION, SORTING, AND EXCAVATING

Cat straight boom demolition excavators are the perfect choice for demolition of structures up to five stories, as well as ground level excavation and sorting tasks. The straight boom provides superior performance through a significant increase in working height and lift capacity over traditional reach booms.

### NEXT GENERATION EFFICIENCY

Match the excavator to the job with three power modes – Power, Smart, and Eco. Smart mode automatically matches engine and hydraulic power to working conditions, providing max power when needed and reducing power when it isn't to help save fuel. An automatic reversing fan allows work in dusty environments without sacrificing cooling efficiency. Extended maintenance intervals deliver not only less cost, but also help keep you on schedule with less downtime for maintenance.

### STAY SAFE

Stay safe with standard falling object guards (FOGS) and P5A glass for the front windshield and roof skylight. The windshield and roof skylight both have parallel wipers to ensure good visibility in dusty conditions. Rearview and side-view cameras are standard. Upgrade to 360° visibility to view objects and personnel around the machine in a single view.


### ROBUST COMPONENTS

Built for long life in harsh demolition applications, the swing gear and upper/lower frames are reinforced to support the demolition cab and counterweight. The boom and stick use internal baffles for extra strength and durability. Full-length track guards protect the undercarriage from debris.

### DEMOLITION CAB

Work in comfort. The demolition cab comes with a deluxe heated seat and automatic climate control. All controls are easy to reach and in front of the operator – no reaching backwards required. Navigate machine settings quickly using the high-resolution 254 mm (10 in) LCD touchscreen monitor.

### UNMATCHED VERSATILITY



Auxiliary hydraulics give you the versatility to use a wide range of Cat demolition attachments, including hammers, shears, pulverizers, grapples, and more. The counterweight ensures stability with even the heaviest attachments.



# NEXT GENERATION EXCAVATORS

## LOWER YOUR COSTS

Cat Next Generation Excavators are ready to help you make your business stronger by giving you new ways to get the most work done at the lowest cost – so you can put more money in your pocket.

### FUEL SAVINGS FEATURES

---

Next Generation Excavators help you lower fuel costs.

Key fuel savings features include:

- The electrohydraulic system’s main control valve and large hydraulic back-to-back pumps allow the engine to run at a lower engine speed without impacting production.
- Smart mode (one of three power mode settings) automatically adjusts engine and hydraulic power for the highest fuel efficiency – providing more when it is required and less when it isn’t.
- A high-efficiency hydraulic reversing fan cools the engine air intake, engine, and hydraulic oil on demand to help reduce fuel consumption.

### LOWER MAINTENANCE COSTS

---

Don’t let maintenance costs eat into your business.

Key maintenance cost-lowering features include:

- Extended and synchronized maintenance intervals reduce downtime for routine maintenance.
- The air intake filter with precleaner has double the dirt holding capacity of the previous air intake filter.
- Hydraulic and fuel tank filters have increased capacity and longer life.
- Many maintenance points are accessible from the ground making service not only easy, but safe.
- The integrated vehicle health management system alerts the operator with step-by-step service guidance along with parts needed so you don’t experience any unnecessary downtime.



# NEXT GENERATION DEMOLITION CAB

## WORK IN SAFETY AND COMFORT

Next Generation Excavator demolition cabs keep you safe, comfortable, and productive.

### COMFORTABLE & CONVENIENT

Sporting a world-class seat with controls in front of the operator that eliminate reaching backwards, you'll find all-day comfort with the demolition cab. The UHD cab even tilts up 30° for excellent visibility to the stick nose to give the operator a more productive and comfortable working position. Advanced viscous mounts reduce cab vibration up to 50 percent over previous models.

Cab convenience features include automatic climate control, Bluetooth integrated radio, USB ports for charging and phone connectivity, 12V DC outlets and AUX port, plenty of storage, and cup and bottle holders.



### A SAFE ENVIRONMENT

Stay safe with standard falling object guards (FOGS) and P5A glass for the front windshield and roof skylight. The windshield and roof skylight both have parallel wipers with washer spray and intermittent settings to ensure good visibility in dusty conditions.

Rearview and side-view cameras are standard. You can also upgrade to 360° visibility to view objects and personnel around the machine in a single view.

In addition to an optional travel alarm, an available swing alarm alerts people when you rotate from trench to stockpile and back again.



### TOUCHSCREEN MONITOR

Most machine settings can be controlled through the high-resolution touchscreen monitor. It offers 42 languages and is easy to reach from the seat – no twisting or turning.

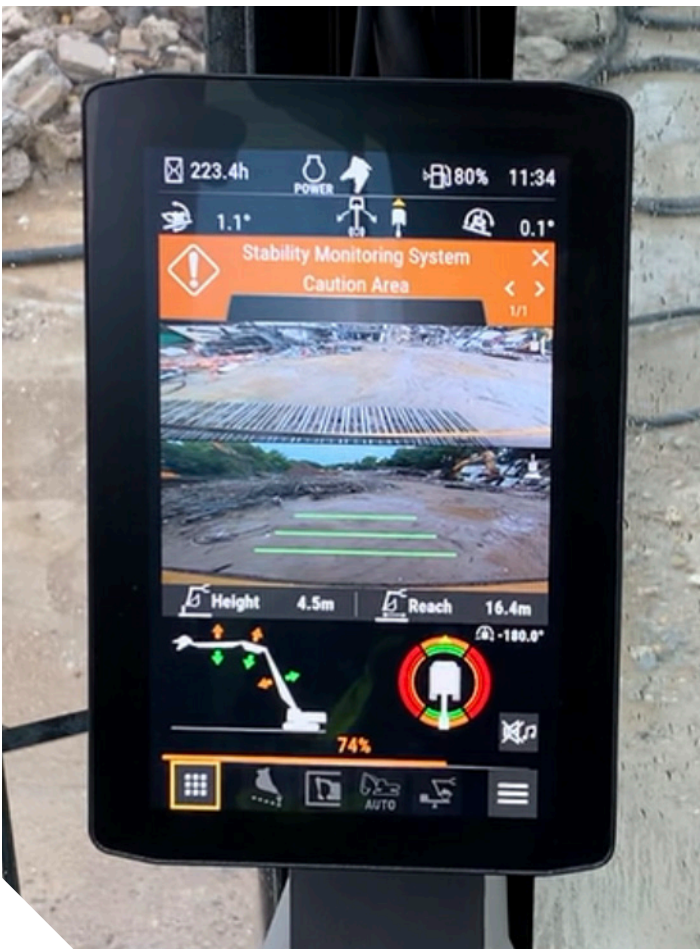
Joystick functions can be customized through the monitor. Joystick pattern, as well as response, can be set to match operator preference. All preferences are saved with the Operator ID and restored at login. Adding an auxiliary relay allows you to power on or turn off a CB radio, beacon light, or other attachment without taking your hands off the joysticks.

The monitor saves settings for up to 20 attachments for each boom configuration, saving you time during attachment changes.



GET THE EDGE WITH

# CAT TECHNOLOGY FOR DEMOLITION



The Cat stability monitoring system on machines with UHD fronts keeps you continuously aware of attachment position within the safe working range. The system monitors the front position and swing angle. Audible and visual indicators warn the operator when nearing the stability limit.

Remote Services include Remote Troubleshoot and Remote Flash. Remote Troubleshoot allows your Cat dealer to perform diagnostic testing on your connected machine remotely, pinpointing potential issues while the machine is in operation, ensuring the technician arrives with the correct parts and tools the first time. Remote Flash updates onboard software without a technician being present, potentially reducing update time by as much as 50 percent. You can initiate the update when convenient, increasing your overall operating efficiency.

Other Cat technologies such as Grade with 2D, Payload, and 2D E-Fence that improve efficiency are available for the 340 UHD and 352 UHD with retrofit booms, and straight boom demolition excavators. Consult your Cat dealer for specific offerings.

# CAT COMMAND

Cat Command is a remote control system featuring onboard electronics, vision systems, and offboard controls that help users achieve consistent quality in their work. Jobs become safer, more comfortable, and more precise – without sacrificing control, feel, or accuracy.

Easy-to-install Command kits for straight boom excavators include indicator lights and vision systems. A ground level switch toggles between manual and remote operation.



# INCREASE YOUR PRODUCTIVITY AND PROFIT WITH CAT ATTACHMENTS<sup>1</sup>

Whatever your demolition task, there is a Cat attachment standing ready. Each Cat demolition attachment is designed as an extension of the machine to help you get the job done quickly, safely, and profitably.

**BUCKETS**



**COUPLERS**



**DEMOLITION & SORTING GRAPPLES**



**HAMMERS**



**MULTI-PROCESSORS**



**PULVERIZERS**



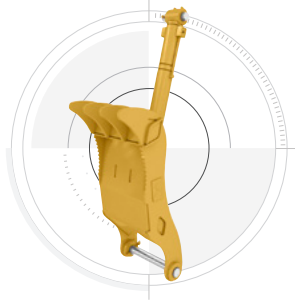
**ROTARY CUTTERS**



**SHEARS**




**THUMBS**



## ATTACHMENT TRACKING MADE EASY

The Cat PL161 Attachment Locator is a Bluetooth device that makes finding your attachments and other gear quick and easy. The excavator's on-board Bluetooth reader or Cat App on your phone will locate the device automatically.



Save more time and energy with the available work tool recognition feature. A simple shake of the attached tool confirms its identity; it also ensures all the attachment settings are correct so you can get to work quickly and efficiently.

<sup>1</sup> Not all attachments available in all regions. Contact your Cat dealer for more information.

# MORE THAN MACHINES

BUILT AROUND YOUR SUCCESS

When you buy Cat equipment, you get so much more than the machine. You also get the support of a best-in-class dealer network, backed by a range of flexible solutions, technology, tools, and more.



## CUSTOMER VALUE AGREEMENTS

A Customer Value Agreement (CVA) from your Cat dealer helps you do more and worry less. A CVA simplifies machine ownership and maintenance, adds the security of expert dealer support, and gives you the peace of mind from effective equipment health management.

## GENUINE CAT PARTS

Genuine Cat parts deliver the highest level of reliability and productivity. Order direct from your Cat dealer or shop online at [parts.cat.com](http://parts.cat.com).

## REPAIR OPTIONS

A broad range of repair options give you choices that work with your needs, budget, and timeline. Every repair is performed by expert Cat technicians. You'll receive smart repair advice, a timely, accurate quote, and service that gets your machine back into action quickly.

## FINANCIAL SERVICES

Count on Cat Financial to provide the best finance and extended protection solutions for your business. For more than 30 years, we have helped our customers succeed through financial service excellence.



DOZERS



SKID STEERS



MATERIAL HANDLERS



EXCAVATORS



WHEEL LOADERS



TRACK LOADERS

## A FULL SUITE OF MACHINES FOR DEMOLITION

Your Cat dealer has a full line of rugged Cat machines and attachments ready to support you. Many machines can be equipped with guarding and other features specifically for demolition applications.

# SPECIFICATIONS AND FEATURE SUMMARY

Specifications and features may vary due to regional configuration differences. Consult the Technical Specifications document available on [www.cat.com](http://www.cat.com) or from your Cat dealer for detailed specifications for machines in your region.

SPECIFICATIONS	330 STRAIGHT BOOM	340 STRAIGHT BOOM	340 UHD 25 M (82'0")	340 UHD 22 M (72'2")	340 RETROFIT	340 2-PC RETROFIT	352 STRAIGHT BOOM	352 UHD	352 RETROFIT
Operating Weight*	30 500 kg (67,200 lb)	40 000 kg (88,200 lb)	55 500 kg (122,400 lb)	54 700 kg (120,600 lb)	53 600 kg (118,200 lb)	54 100 kg (119,300 lb)	54 900 kg (121,000 lb)	65 000 kg (143,300 lb)	63 300 kg (139,600 lb)
Engine Model	Cat C7.1	Cat C9.3B	Cat C9.3B	Cat C9.3B	Cat C9.3B	Cat C9.3B	Cat C13B	Cat C13	Cat C13
Engine Power – ISO 14396:2002	205 kW (275 hp)	234 kW (314 hp)	234 kW (314 hp)	234 kW (314 hp)	234 kW (314 hp)	234 kW (314 hp)	332 kW (445 hp)	317 kW (425 hp)	317 kW (425 hp)
Counterweight	6.7 mt (14,800 lb)	9 mt (19,800 lb)	9 mt (19,800 lb)	9 mt (19,800 lb)	9 mt (19,800 lb)	9 mt (19,800 lb)	12 mt (26,455 lb)	12 mt (26,455 lb)	12 mt (26,455 lb)
Maximum Pin Height at Stick Nose	10 800 mm (35'5")	12 010 mm (39'5")	25 000 mm (82'0")	22 000 mm (72'2")	12 970 mm (42'7")	12 640 mm (41'6")	12 850 mm (42'2")	27 670 mm (90'9")	12 350 mm (40'6")
Maximum Weight at Stick Nose	3200 kg (7,055 lb)	4200 kg (9,260 lb)	3300 kg (7,280 lb)	3700 kg (8,160 lb)	4200 kg (9,260 lb)	4500 kg (9,920 lb)	6000 kg (13,228 lb)	3700 kg (8,190 lb)	5730 kg (12,600 lb)
Maximum Reach at Stick Nose	9532 mm (31'3")	10 590 mm (34'9")	13 330 mm (43'9")	13 550 mm (44'5")	11 320 mm (37'2")	12 200 mm (40'0")	11 359 mm (37'3")	15 770 mm (51'8")	11 580 mm (37'11")
Maximum Digging Depth**	5810 mm (19'1")	6650 mm (21'10")	—	—	6010 mm (19'9")	6290 mm (20'8")	6010 mm (19'9")	—	5730 mm (18'9")
Maximum Reach at Ground Level**	11 190 mm (36'9")	12 350 mm (40'6")	—	—	12 900 mm (42'4")	12 200 mm (40'0")	13 240 mm (43'5")	—	13 260 mm (43'6")

\*Weight is typical configuration, 90% fuel, operator and bucket for Straight Boom and UHD excavators with retrofit front.

\*\*All dimensions are approximate and may vary depending on bucket selection.

No attachments are included in the weight for machines with UHD or 2-piece retrofit fronts.

## OPERATOR STATION FEATURES COMPARISON

CAB FEATURES	330 STRAIGHT BOOM	340 STRAIGHT BOOM	340 UHD 25 M (82'0")	340 UHD 22 M (72'2")	340 RETROFIT	340 2-PC RETROFIT	352 STRAIGHT BOOM	352 UHD	352 RETROFIT
Tilt-up demolition cab with P5A laminated front and roof glass	X	X	●	●	●	●	X	●	●
Fixed demolition cab with P5A laminated front and roof glass	●	●	X	X	X	X	●	X	X
Sound suppression	●	●	●	●	●	●	●	●	●
ROPS	●	●	X	X	X	X	X	X	X
FOGS	○	●	●	●	●	●	●	●	●
High-resolution 254 mm (10") LCD touchscreen monitor	●	●	●	●	●	●	●	●	●
Rear- and side-view cameras	●	●	●	●	●	●	●	●	●
360° visibility	○	○	○	○	○	○	○	○	○
Heated and cooled seat with automatic adjustable suspension	●	●	●	●	●	●	●	●	●
51 mm (2") orange seat belt	●	●	●	●	●	●	●	●	●
Height-adjustable console, infinite with no tool	●	●	●	●	●	●	●	●	●
Tilt-up left-side console	●	●	●	●	●	●	●	●	●
Bluetooth® integrated radio (including USB, aux port, and microphone)	●	●	●	●	●	●	●	●	●
Parallel front and roof window wiper with washer	●	●	●	●	●	●	●	●	●
Roller front screen	●	●	●	●	●	●	●	●	●
Roller rear screen	○	○	○	○	○	○	●	○	○

● Standard ○ Optional X Not Available

## FEATURES SUMMARY *(continued)*

Standard and optional equipment may vary. Consult your Cat dealer for details.

### MACHINE FEATURES COMPARISON

OTHER FEATURES	330 STRAIGHT BOOM	340 STRAIGHT BOOM	340 UHD	340 RETROFIT	340 2-PC RETROFIT	352 STRAIGHT BOOM	352 UHD	352 RETROFIT
Long hydraulic variable gauge undercarriage	X	X	●	●	●	X	●	●
Long undercarriage (fixed)	○	○	X	X	X	X	X	X
Long narrow undercarriage (fixed)	○ <sup>1</sup>	○ <sup>1</sup>	X	X	X	X	X	X
Power modes including Smart mode	●	●	●	●	●	●	●	●
High efficiency reversing fan	○	●	●	●	●	●	●	●
Tool control for hydromechanical attachments	○	●	●	●	●	●	●	●
Medium pressure circuit	○	●	●	●	●	●	●	●
Quick coupler hydraulic circuit	○	●	●	●	●	●	●	●
Boom Lowering Check Valve (BLCV)	○	●	●	●	●	●	●	●
Stick Lowering Check Valve (SLCV)	○	●	●	●	●	●	●	●
SmartBoom™ with BLCV	● <sup>2</sup>	● <sup>2</sup>	● <sup>2</sup>	● <sup>2</sup>	● <sup>2</sup>	X	● <sup>2</sup>	● <sup>2</sup>
Hydraulic Counterweight Removal System	X	X	X	X	X	○	X	X

● Standard ○ Optional X Not Available <sup>1</sup> Optional in Europe <sup>2</sup> Available in Europe only

### TECHNOLOGY FEATURES COMPARISON

AVAILABLE TECHNOLOGY	330 STRAIGHT BOOM	340 STRAIGHT BOOM	340 UHD	340 RETROFIT	340 2-PC RETROFIT	352 STRAIGHT BOOM	352 UHD	352 RETROFIT
Cat Product Link	●	●	●	●	●	●	●	●
Stability monitoring	X	X	●	X	●	X	●	X
Cat Grade with 2D	●	●	X	●	X	●	X	●
2D E-Fence – E-swing for UHD	●	●	●	●	●	●	●	●
Cat Payload – Static weigh – Semi-automatic calibration – Payload/cycle information – USB reporting capability	●	●	X	●	X	●	X	●
Remote Services	●	●	●	●	●	●	●	●
Work tool recognition	●	●	●	●	●	●	●	●


● Standard X Not Available

### EXCAVATOR KITS FOR DEMOLITION APPLICATIONS

Your Cat dealer has kits to equip most standard Cat Excavators for demolition applications. Kits include:

- P5A windshield and roof hatch retrofit glass
- Falling object guard (FOGS)
- Advanced cab filtration system
- Rubber side bumpers
- Vandalism guards
- Mesh Windshield Guard

Consult your Cat dealer for specific offerings available for your machines.



For more complete information on Cat products, dealer services and industry solutions, visit us on the web at [www.cat.com](http://www.cat.com).

© 2023 Caterpillar. All Rights Reserved.

VisionLink® is a trademark of Caterpillar Inc., registered in the United States and in other countries.

Materials and specifications are subject to change without notice. Featured machines in photos may include additional equipment. See your Cat dealer for available options.

CAT, CATERPILLAR, LET'S DO THE WORK, their respective logos, Product Link, SmartBoom, "Caterpillar Corporate Yellow", the "Power Edge" and Cat "Modern Hex" trade dress as well as corporate and product identity used herein, are trademarks of Caterpillar and may not be used without permission.  
[www.cat.com](http://www.cat.com) [www.caterpillar.com](http://www.caterpillar.com)

AEHQ8383-02 (06-2023)  
Replaces AEHQ8383-01  
(Eur, N Am, Japan)

